

Volkswagen Van

T5/T5.1/T6

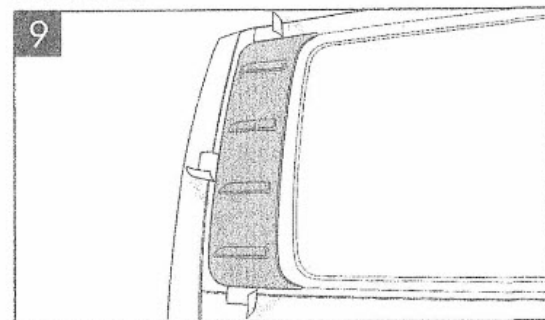
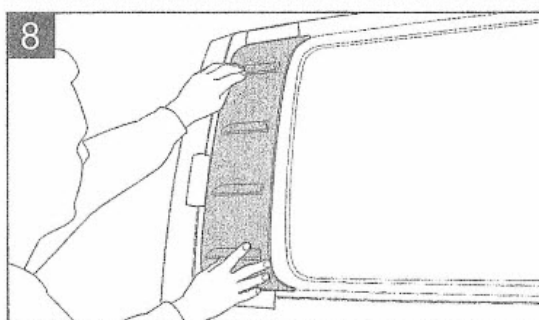
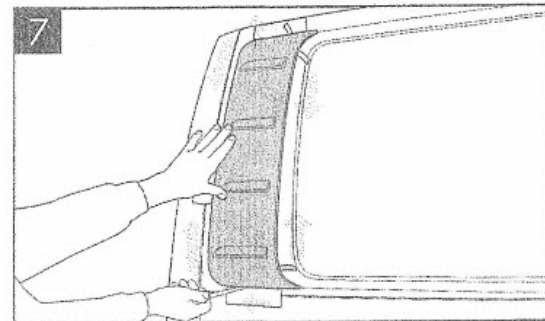
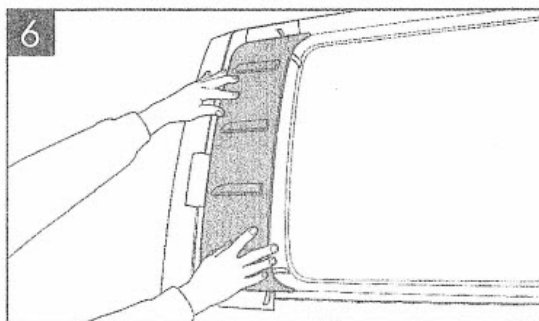
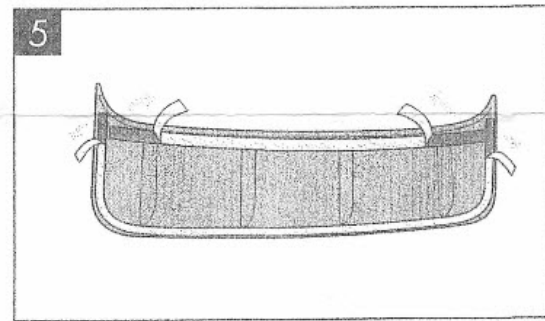
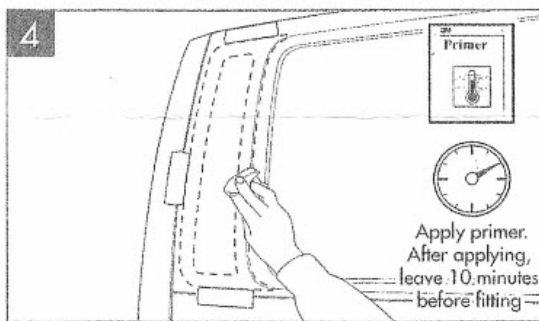
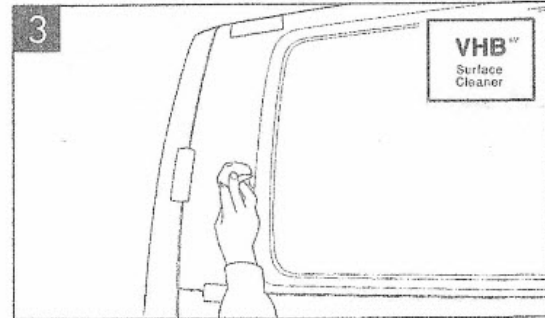
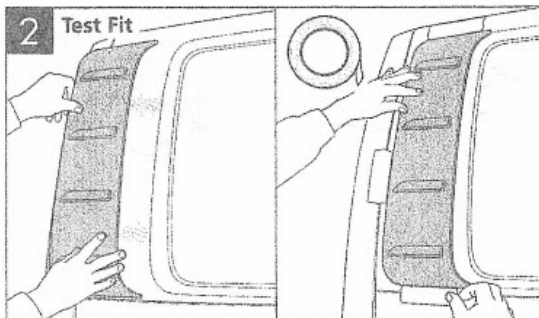
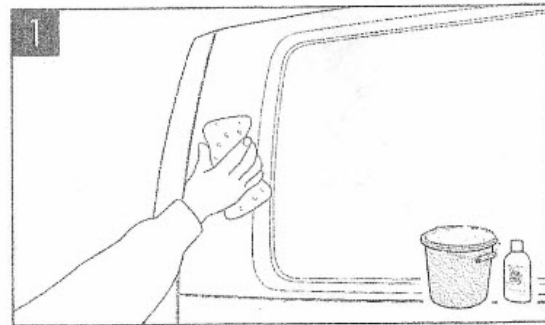
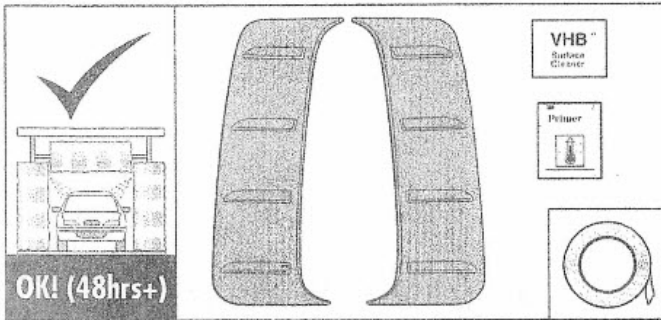
ORP

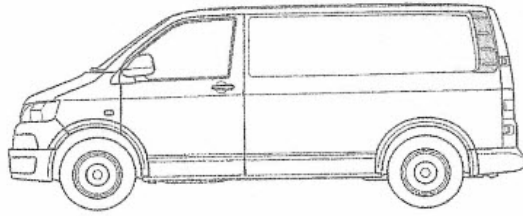
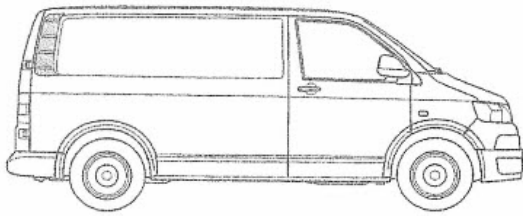
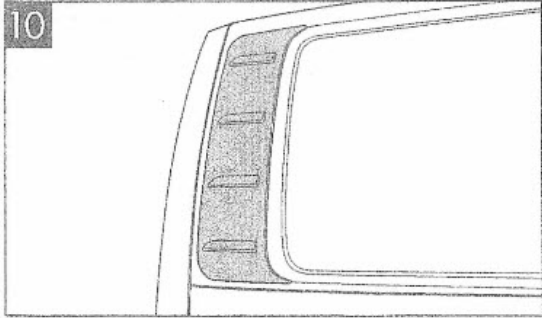
Part number:

ORP100

Fitting
temperature

18°C - 27°C





Reinigung und Entfettung

Vor der Montage am Fahrzeug ist es erforderlich den

Bereich gründlich zu reinigen auf dender

Heckkantenschutz geklebt wird. Schmutz, alle Silikon,

Wax und Politurreste müssen mit dem beiliegenden 3M

Reinigungstuch entfernt werden um eine optimale

Haftung der Klebestreifen zu erzielen.

Bitte denken Sie daran, daß der Heckkantenschutz nicht

richtig haften kann wenn die Stoßstange nicht gründlich

gereinigt und entfettet wurde.

IMPORTANT

DE-GREASING PROCEDURE

Before fitting accessories which are bonded to the vehicle it is necessary to thoroughly clean the area to remove any traces of WAX-POLISH OR SILICONE.

Included with all products are de-greasing sachets which must be used prior to the instalment of products. When wiping it is necessary to wipe in one direction only – left to right – DO NOT wipe backwards and forwards.

Other suitable cleaning solvents are: White Spirit – Carbon Tetrachloride etc. One good product is “Slow Panel Wipe” from UPOL. This allows you to see the area you have cleaned before it evaporates. We also recommend PPG D837 together with D8401. All are available from your local Paint Factor/Wholesaler.

Please remember if you do not de-grease correctly the product will NOT stay on the vehicle.